



# The Forward Look

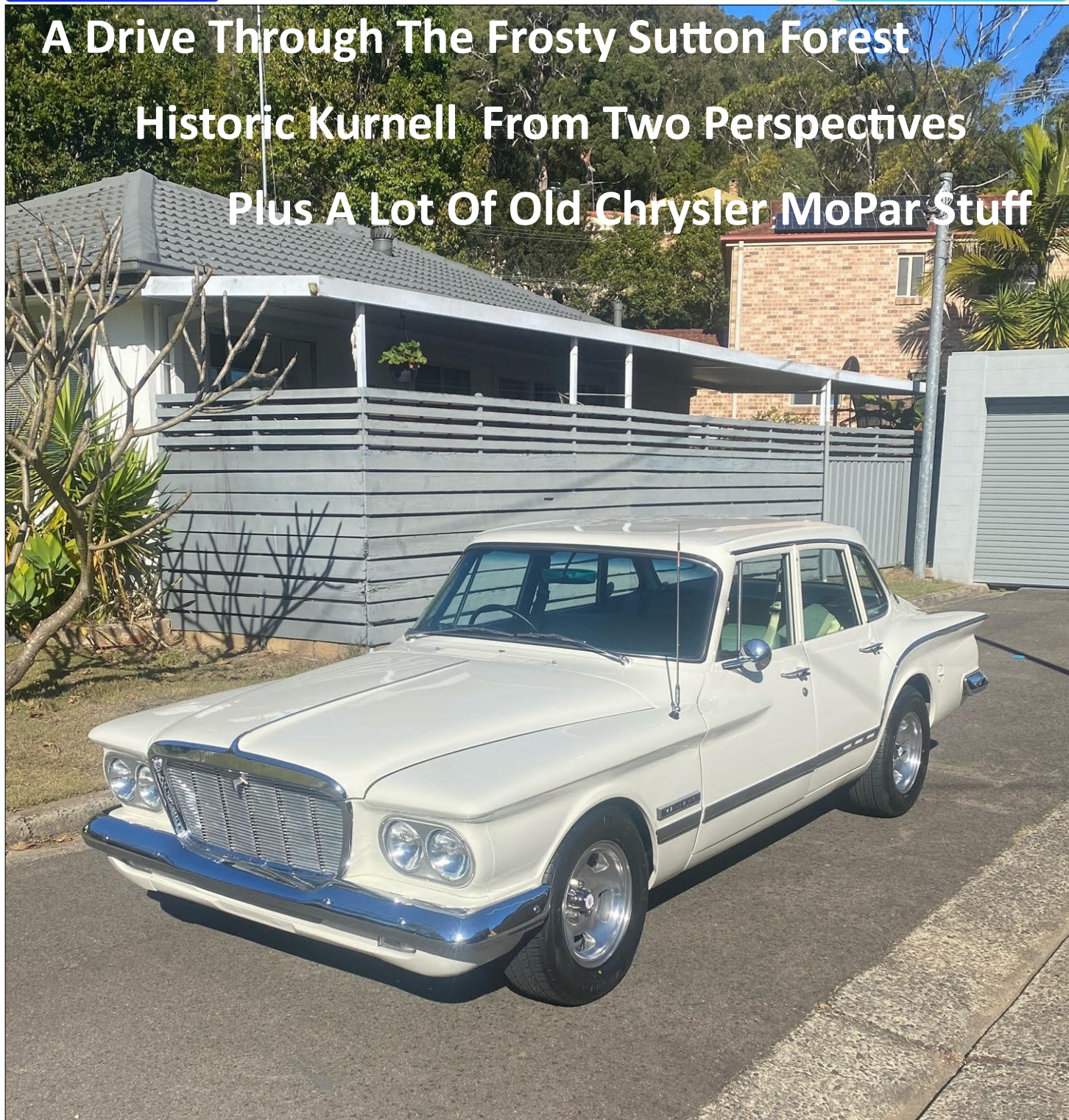
**The Magazine of The R & S Valiant Car Club of NSW Inc.**



**[www.1962valiantclub.com](http://www.1962valiantclub.com)**



**A Drive Through The Frosty Sutton Forest  
Historic Kurnell From Two Perspectives  
Plus A Lot Of Old Chrysler MoPar Stuff**







ALL **36TH**  
**CHRYSLER**  
October 15th **DAY**  
8am - 3pm  
**2023**

Museum of Fire  
Museum Drive, PENRITH  
\$10 Adults \$5 Children




**\$20 per vehicle**

includes driver + 1 passenger  
includes entry to museum

Info: Colin 0416 290 487

Brian 0418 116 419



Organised by :

Chrysler Restorers Club of Australia Inc

PT Cruisers Downunder NSW Inc • Dodge Owners Club of Australia Inc

Chrysler & Valiant Owners Association Ltd • The R & S Series Valiant Car Club of NSW Inc



**Glossop Street**  
**SPARES**

**GSS Auto Parts**  
BUY PARTS ONLINE AT  
[www.gssautoparts.com.au](http://www.gssautoparts.com.au)



# THE R & S SERIES VALIANT CAR CLUB OF NSW Inc.

PO Box: R124, Roselands, NSW, 2196.

<http://www.1962valiantclub.com>

**July-August 2023 - ISSUE 219**

**Bank Details - BSB: 112 879 Account: 415 179 129**

Meetings held first Monday of each month (except January) at 8.00pm

Brian Wunsch Centre: 128, Avoca Road, Wakeley, NSW, 2176.

## 2022—2023 Committee

<b>President Editor</b>	Colin Kenny-Levick ..... colin@classiccarsofamerica.com.au.....0459 153 158
<b>Vice President Secretary</b>	Paul McCurley.....0418 116 440 pmccurley62@gmail.com
<b>Treasurer Membership Officer</b>	Ray Scott.....02 4576 1436 Sue Pulo.....02 9790 6286
<b>Public Officer</b>	Paul McCurley.....0418 116 440
<b>Events Director Assistant Events</b>	Bob Thomsen.....0418 162 808 Colin Money .....0418 696 830
<b>Webmaster &amp; Internet</b>	Peter Morthen .....02 9824 8885 p.morthen@bigpond.com.....0403 508 472
<b>Spare Parts Officer</b>	Colin Money .....0418 696 830 colin-money@bigpond.com
<b>Club Plates</b>	Michael Sidney.....0434 023 815 sidney68@optusnet.com.au
<b>Property Officer Librarian</b>	John Pulo .....02 9790 6286 john.pulo@gmail.com
<b>ACD Delegates CMC Delegates</b>	Colin Kenny-Levick & Colin Money Michael Sidney

## **CONTENTS**

Page 4 -	Club Events Calendar 2023
Page 5 -	President's Message
Page 6 -	June Run to Kurnell—Sue Pulo
Page 8 -	Blast from the Past
Page 10 -	The Run to Sutton Forest—Syd Coomes
Page 12 -	Club Run To Kurnell—Syd Coomes
Page 13 -	MoPar Simca Ads—CAL
Page 14 -	Right on the Money—Tips by Colin Money
Page 16 -	Same, Same but Different - Mike Shime
Page 20 -	Trading Post
Page 22 -	Club Meeting Minutes

*\* Cover Photo - Steve Barnes' Exquisite SV1 Ready for Registration.*

**Note:** Views, opinions and recommendations shared by contributors are not necessarily endorsed by this club.



# CLUB CALENDAR & RUNS 2023

Please advise Bob Thomsen 0418 162 808 or Colin Money 0418 696 830 if attending

Meetings held monthly at 8.00pm Brian Wunsch Centre. 128 Avoca Road, Wakeley. NSW 2176.



All American Day. Macarthur Square. 200 Gilchrist Drive, Campbelltown \$20 vehicle entry 8.30am



Picton Razorback Tahmoor then a run to Nepean Dam Bar-go for lunch. Meet Curry Reserve Elderslie. 9.30am



Luddenham Model Park 869 Luddenham Rd Luddenham. Meet at venue \$20/car No open shoes. 10.00am



20/8 Shannon's Classic. Meet at venue Eastern Creek 8.00am.  
27/8 Wake Run Canton Beach. Meet at McDonalds Thornleigh. 7.30am



**COTM 13/3/2023 to 24/3/2023**  
26/3 Oakville Bush Fire Brigade Day. \$10 per car. (Go in together) 13 Old Pitt Town Rd, Pitt Town. Meet outside. 8.30am.



Wisemans Ferry picnic. BYO picnic food/drinks/chairs Meet at McDonalds, McGraths Hill. 10.00am.



Heatherbrae Pies. Off M1/F3 Freeway going north for morning tea, then to Umina Surf Club for lunch. Meet at McDonalds Thornleigh 9.00am.



All Chrysler Day. Penrith Museum of Fire. \$20/car entry (includes one passenger). Meet at venue. Gates open 8.00am



Drive to Sutton Forest—Antique stores and cafes. Meet @ Uncle Leo's service station Crossroads near Liverpool 9.30am.



Illawarra Light Rail. Meet at Uncle Leo's service station Crossroads near Liverpool 9.30am



Kurnell Picnic. Meet McDonalds Roberts Rd Greenacre. BYO picnic food/drinks/chairs 9.30am.



Christmas lunch. Lizard Log Park. Cnr Cowpasture Rd & The Horsley Dr Abbotsbury 9.30am





## President's Message



Why is it that when you create an article for a printed magazine, you check, double check, have someone else check and you think you have it all nailed down correctly. Then, you receive the printed copy and open it up and blam!—there it is. A glaring error that you spot straight away on paper that was totally illusive on screen. I speak of the “RV 1 Color Chart” article under the picture of the car in the last issue. I know the paint names like the back of my hand but somehow, I managed to call “New Beige” —“New Bronze”. Of course, the S Series neutral was called “Deep Bronze”, hence my mixed up error. I thought it might go by unnoticed, but I have just returned from Perth and when visiting Mike Barker, he was happy to point it out. Someone in our meeting suggested I send our stickers with “New Beige” so you could all over-label it.

We have our AGM following our August 7 general meeting. Of course, any financial member is eligible to nominate or be nominated for any committee position. You do not necessarily need to be at that meeting (but it helps). Many of our committee have been serving for well over a decade, so some new people with fresh perspectives are always welcome.

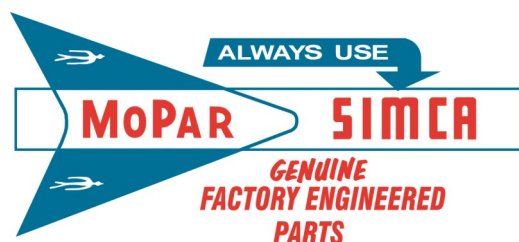
Membership renewals will be going out shortly and at our July meeting there was much discussion on the rising costs of just about everything we buy—printing, postage, cost of meeting venue etc. After examining 2022/2023 results with 2021/2022, we find that we will need to increase renewal fees to \$60 (\$65 for new members to cover name badge) to remain in a financially viable position. It was pointed out that for this fee, members do get a bi-monthly magazine (hopefully, you do enjoy the articles and period ads that we continually uncover), plus an ever increasing stock of spare parts (we recently added thermostat housings and are about to put in radiator caps and a few other commonly needed items, as well as impossible to source lenses and badges), along with tips and advice for our over 60 year old cars. This was a necessary move and we only make these increases every decade or so.

We are planning on holding a members’ swap meet and Col Money has asked for expressions of interest—Get rid of those old parts you don’t want and/or buy some that you need (or want). We will email you all to gauge support.

Happy Motoring

*Colin Kenny-Levick*

President





# THE JUNE CLUB RUN TO KURNELL

BY SUE PULO



Most of us met in the McDonald's carpark on Roberts Road, Greenacre, in brilliant sunshine, though typical winter temperatures at a 9.30am meeting place.

It was great to meet our club's newest member, Joshua Headrick, who was travelling with Norm Williams in his light blue S.

As we prepared to leave about 10.00am, I counted six cars and eleven people ready to make the trip to Kurnell. It had been many years since we'd been there, and when I looked at the saved photos on my computer after we returned home, that run was attended only by the Moneys, the Nicklins and the Pulos back then.



After lots of chatting in the carpark, we followed Colin & Pamela's maroon R onto Roberts Road and headed down King Georges Road and then onto Tom Ugly's Bridge. I could see Michael and Karen behind us, and they seemed just as horrified as us at the bone shaking condition of the road repairs which were just about impossible to avoid!

It didn't take too long to get to Kurnell and then there was the decision as to where to park. After paying the \$8 fee to drive into the national park, Col Money discovered a parking area named "*Cricket Pitch Picnic Area*" and we all eventually made our way there. After walking to a monument for Captain Cook, where the scenery was wonderful but there was little relief from the chilly winds, we decided to set up the picnic chairs much closer to our cars and placed them in the sunniest area. At least the sun was out. It might have been a little less pleasant if it was a rainy day (and probably a few less cars).





Mike Sidney then phoned some relatives who lived nearby and they drove across and joined us as well, so we had a larger semi-circle, with our backs to the warm sunshine.

It was a relaxing time sharing stories with other members and, as it was getting harder to follow the sunshine, we headed home, as Syd & Kerry decided to walk towards the coast in the hope of seeing some migratory hump back whales.



Those attending on the day were;

R Series – Colin & Pamela Money

R Series – Paul Sidney

R Series – Charlie Dimech and Bev Mullins

R Series – John & Sue Pulo

S Series – Michael Sidney and Karen

S Series – Norm Williams and Joshua Headrick


S Series – Bob & Kym Thomsen

S Series – Syd & Kerry Coomes





# Blasts from the Past





# Old reliable.

According to recognised industry figures, 98 out of every 100 Valiants ever registered are still going strong.

An impressive figure. And one that goes back to the very first Valiants built in Australia in 1962.

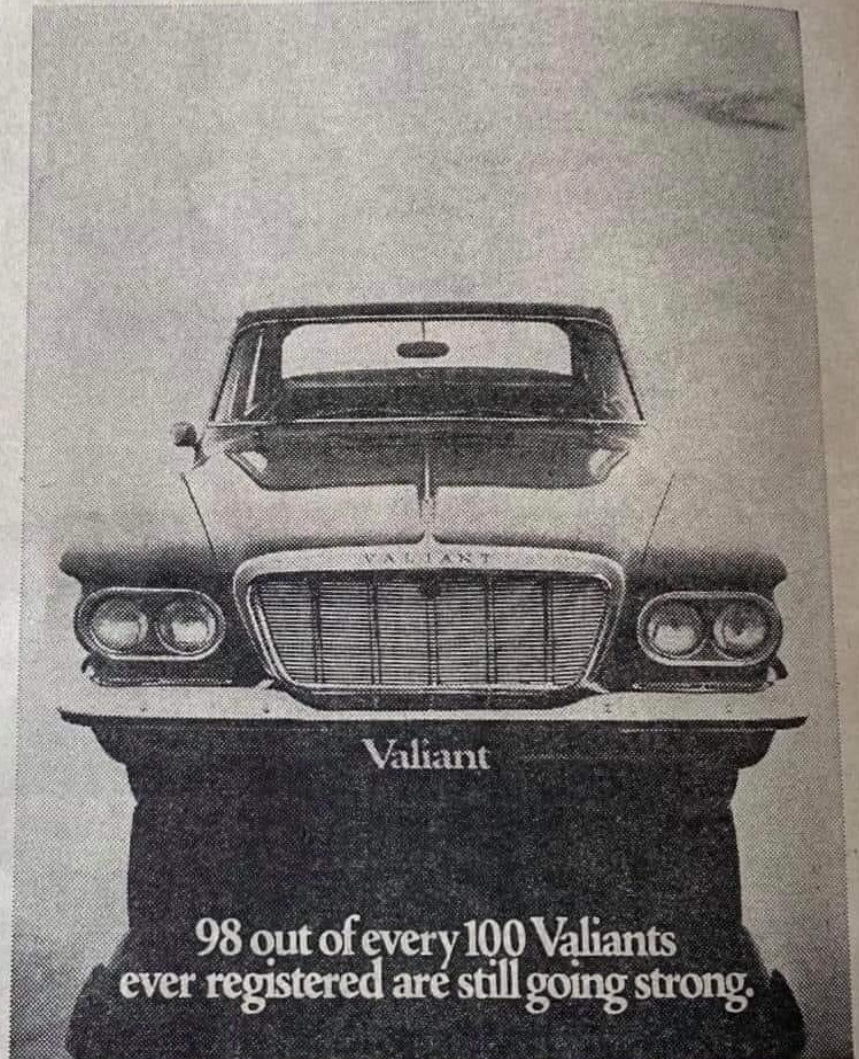
Because even then, we built lasting qualities into every one. (How often do you see a Valiant that isn't in great shape?)

Things like a one-piece unibody that rough roads can't shake.

Torsion bar suspension that keeps on going.

Tests, not only for the whole car, but for all its parts too.

Result? 98 out of every 100 Valiants are still on the road.





# THE COLD RUN TO SUTTON FOREST

BY SYD COOMES



Colin Money and Pam met up with Bob Nix at Uncle Leo's then I joined them at Pheasants Nest for the run to Sutton Forest. We had a group meeting to work out what there was to see and do. There is not much to see or do at Sutton Forest. Colin contacted David House and Jo and we met up at the Sutton Forest Inn. The weather was less than hospitable, and Colin said he felt like he was back at Mount Hotham on the 9<sup>th</sup> National Reunion, so a group decision was made to have lunch in the Inn.

The meals were outstanding. The Inn is a popular venue, and I provided a bit of light entertainment for our group when I bumped my head on a hanging pot plant on the balcony. No doubt I wasn't the first and won't be the last. There was a lot of discussion about how Covid had affected all of us at the 9<sup>th</sup> National Reunion. David and Jo gave us a rundown on their upcoming Grey Nomad adventure to Alice Springs via Adelaide and then W.A. with a lot of discussion about not being a crocodile's main meal. Colin retold his story about a fishing trip up north when he thought he was going to be dinner.





David and Jo showed us some photos of a railway underpass that has claimed many air conditioning units with 3 sitting on the side of the road. The local Council has put up numerous signs in addition to a large flashing sign. People still miss these signs with a devastating effect on their caravans.

Colin was the sole R series with 3 S series for this outing.



On the trip to Pheasants Nest, a large number of Porsches were on a run then at Pheasants Nest a Commodore club were meeting up. For my trip home, I went via Moss Vale and Robertson, which was a scenic route. The drive down Macquarie Pass was an eye opener for me, being the first time I had driven this route. That electric power steering that Plum-Krazy has on offer would have been handy! I will take my hat off to the guys driving heavy vehicles down this Pass.



There were a lot of different classic cars out and about on Sunday enjoying the day, despite the windy conditions, which certainly pushed the Vals around. It was a great day, so guys and girls get your "Lovelys" out for a run. Enjoy them. Get the dust off and have a great day on a club run.







By the time Kerry and I arrived at Kurnell, Valerie (Our S) had just about warmed up (just joking). This is the shortest run we have been on. The National Park staff confirmed we were not the only Valiant to enter the park that day. We were not sure where we were meeting.

There was a good roll up of three R's, four S's and John and Sue Pulo's 2 door.

Unfortunately, after coming so far, Bob Thomsen and Kim were denied entry into the National Park because they had their little dog with them. A reminder that no dogs are allowed in National Parks regardless as to how small they are. Charlie and Bev arrived a bit later.

The honor roll Mike Sidney and Karen Klineberg (S), Paul Sidney (R), Norm Williams and Josh (S), John and Sue Pulo (2 door), Colin and Pam Money (R), Charlie and Bev (R), Bob and Kim Thomsen how every brief (S) and Syd and Kerry Coomes (S).

The picnic area that was chosen was the cricket pitch area. It appears that it had been a long time since any cricket had been played on the field. It would have been a rough and ready match the last time a match was played here due to the slope of the field.

The breeze was a bit cool when the sun snuck behind a cloud. As the day wore on, we all had to move our tables and chairs into the sun to stay warm and comfortable. We all had a good catch-up chat with one another. At the end of the day as people left Mike, Karen, Kerry and I checked out the whale sculptures on Botany Bay fore-shore.

A great day with good weather for a run to the (European) Birthplace of the Great Southern Land.



...AND YOU'LL BE ON A SURE THING WHEN YOU CHOOSE

# MOPAR-SIMCA

## ELECTRICAL EQUIPMENT!

The odds are always in your favour with Genuine Chrysler-Simca vehicles.



Parts for

For prompt, friendly service with  
**PARTS and**



### ACCESSORIES

*With the Compliments of*  
**LAPCO**

**10-14 Wreckyn Street,  
NORTH MELBOURNE**

and Branches—

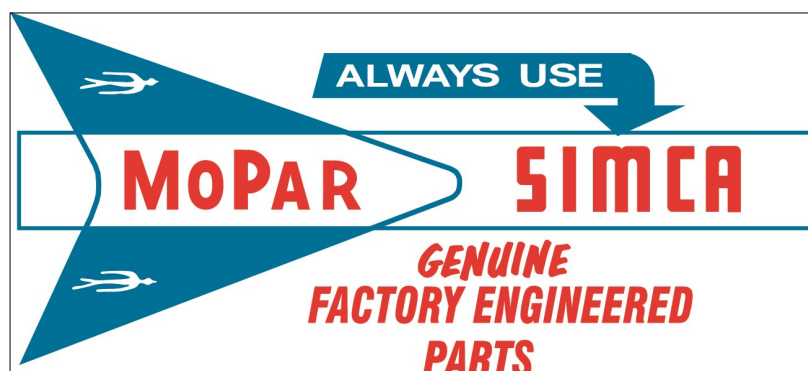
EXHIBITION STREET, SOUTH MELBOURNE  
CAMBERWELL BRUNSWICK  
ALBURY HAMILTON BENDIGO

**CHRYSLER AUSTRALIA LIMITED**

**MoPar Division**

**TONSLEY PARK South Australia**


M.S.A. 403.





# Right On The Money \$£€¥


## Restoration Tips by Colin Money




### Removing and Replacing Door Trims and Handles.

**Having the right tools will make the job easy.**

I have made a door trim remover to do the job. I created the inner door handle remover using an old screw slotted driver by cutting a vee with a very thin blade in an angle grinder. Then, with the help of oxy torch, I bent the arm to a 150 degree angle for easier access and purchase on the handle spring retainer.



The door handle should be in an upright position as the clip you have to push on is on the right side. Slide screw driver between handle and plastic washer (if still installed) and locate the screwdriver groove on spring clip. Push the spring and, with the help of your other hand, pull the door handle towards you. It should come off its square peg with some maneuvering.



Replacement will not require this tool. You will just need to locate the handle on the square peg and maneuver back on until the spring clip engages in the slot at the end of the peg.



**Door trim** –Place the trim removal tool both sides of trim clip. The trim should come off without damage. (See two tool types).

For the seal between the door frame and door trim, use a good quality, heavy micron plastic.

Some people take the time to cut the plastic to size. Personally, I take a piece larger than the size required and put the glue on door frame. I then put the plastic on and cut off the excess with a Stanley knife. Remember to leave 30-40mm (about an inch and a half or so) so you can tuck it in the long slot at the bottom of the door to stop water getting into the trim and preventing the backing board from rotting away.


Refit the trim, handles and arm rests and top metal panel— job finished.





It's the Same Same but Different.

By Mike Shime



Checking out Valiant bits and pieces



## Progress Report 1961 Plymouth Valiant Suburban Wagon

Lately, I have had a chance to get a little bit of work done on the wagon. I sort of consider time that I do get to work on it as my meditation. I can go to where it's stored and walk around it, look at it, see what the next step I need to do with it and slowly tinker away. Of course, I can spend hours doing one thing to it and it really doesn't look like much is done at all. Other times, I spend a short time doing something and it looks like a stack of stuff has been done.

The very typical, "I can't do one process until other items are done" popped its head up recently. An example is, when I wanted to finally finish off the cargo area at the rear of the wagon. This included the rear 3<sup>rd</sup> seat set up. So, to get the seats in, I needed to finish painting the metal base, but it's raining and the ambient air temperature wasn't right. So I have to wait a few days on that one.

The red side plastic trim covers needed a hole cut into them for the electric tailgate switch. I needed to install everything to line up with where the hole would go. There wasn't any margin for error, so this had to be done right. But before that could happen, I needed to install a mounting plate that the switch could fit into. But before that, I needed to make a mounting plate. But before that, I needed to find a piece of steel the same thickness as the metal on the inside of the wagon to match.

I found an old busted up battery tray and measured up the rough size of the hole. Marked it up on the flattest part of the tray. I drilled out all around the area I needed. Using my little 1/3 hp bench grinder, I ground the circular shape. I then measured out the size of the squarish hole in the middle for the electric tailgate cargo switch to fit into. I drilled it out and filed it out to the shape of the switch. I made sure the switch fitted in and then comes out and fitted back in. I find a lot of what I do is test fit everything, check, double check, triple check, look close, look from afar and then finally install it.



Then I found a way for the newly made plate to stay in the hole of the body of the wagon it will affix to, and still stay nice and flat for the plastic cargo trim to cover. I drilled three holes into the plate and then into the inside of the wagon body - I am good at that. The drill bit was slightly smaller than the screws that had to go in so using a small round file, I filed them out slightly larger. That was all good until I got to the last one and the tip of the file snapped inside the hole in the body of the wagon... So I went home. Don't let it beat you. Just take a break and come back calm, with fresh eyes.


Next time I was there it took a little while, but I got the snapped file tip out of the hole. Now I had it fully lined up and in place on the switch mounting plate. I put all items for the rear cargo area in place, so I could now line it all up to cut a hole into my perfectly good plastic cargo trim cover. No mistakes allowed. I lined it all up, drilled a small hole into the cargo cover and then started to cut a small hole from the middle of where the switch was going to go. Once that was done, it all came out of the wagon again and I measured a extra 3mm around the hole and cut more away. This was to give the sprung steel that holds the switch into place a little room so it doesn't mark the plastic. That being all done, I put the cargo covers back into place and it looked like I cut beyond the lower part of the switch - ARRRH!! So again, I went home. Remember, don't let it beat you. Just take a break and come back with fresh eyes.

I arrived back at the wagon. I began bolting everything into place. The back of the 3<sup>rd</sup> seat, the metal lower cargo cover, and the plastic cargo covers, all the holding screws in place. Now magically all the holes line up. Nothing is out of place. The switch pops into place. No extra holes to be seen. Excellent! I am not going mad after all.

BUT !!! Before I can finish up and tick all this off, I have to make the wiring loom that goes from the rear door sill to the cargo switch and to the electric tailgate and the other wiring to the brakes and indicators. However, I decided I wanted to separate out the USA indicators which are located in the USA brake lights and put them into the USA Back up lights, which is the same as the Australian R Series indicator lights. But, since I am using a Q Series Instrument gauge facia which is using both left and right indicators this needed to be two wires.







Sounds easy but there was one other slight issue - I know nothing about auto electrical works. So, before any of that could happen, I needed to knowledge up in that area. I read stuff, I rang fellow club members who are proficient in this area, I got online and watched heaps of videos. I asked more questions and then I had a crack at making a rear loom. Then I got it checked by an auto electrician who was very surprised at my first go at this.

It was a little tricky getting the looms fed through the back of the wagon wheel arch area, but nothing a piece of flexible plastic and string couldn't handle. I did put in an extra wire cable, just in case I want to put a set of back up lights later, down the track.

So, with the rear electrics in place and the rear cargo tailgate switch in place, I could install the plastic cargo cover and the metal cargo covers and finally the 3<sup>rd</sup> seat setup was all in place. There are still a few minor things to go in that area that surely will take another week or two, but it's getting there.











*Club Parts For Sale—Contact Colin Money*

*Members' Parts - Wanted*

### Members' Prices Only

#### BADGES

1. R & S Series "Torqueflite" Boot Lid—\$45.00
2. R Series "By Chrysler" Boot Lid—\$60.00
3. R series "Valiant" Front Guard - each—\$45.00
4. R Series "Valiant" Boot Lid - each—\$45.00

#### STICKERS

5. Air Cleaner Stickers—\$7.50
6. Fire Wall Stickers—\$7.50

#### LENSES

7. S Rear Indicator (Flat Yellow) - Set of 2 identical—\$40.00
8. R Rear Indicator (Curved Yellow) - Set (1 L & 1 R) - \$40.00
9. R & S Front Indicator - Set (1 Left & 1 Right) - \$70.00
10. S Rear Tail Light (Round) - Set of 2 identical—\$80.00
11. R Rear Tail Light (Cats Eyes) - Set (1 left & 1 Right) - \$90.00

#### GENERAL

12. Radiator Caps - \$25.00
13. Rear Axle Oil Seals - Set of 2—\$15.00
14. Manual Gearbox Gasket Kit HJ179 – Set—\$10.00
15. Auto Transmission Gasket —\$20.00
16. Auto Trans Gear Shaft Rubber Seal—\$10.00
17. Thermostat Housings—\$30.00
18. Rubber Hose Block-offs - heater—\$5.00
19. Interior Dome Light Covers—\$35.00
20. Inner Speedo Cables—\$45.00
21. Inner and Outer Speedo Cables—\$120.00
22. Radiator Hose lower P/N 0014 (both R & S) - \$30.00
23. Radiator Hose upper RV1. P/N 0072 - \$20.00
24. Radiator Hose upper SV1. P/N 0013- \$20.00
25. Ignition & Door Key Blanks—\$3.00
26. Boot Key Blanks - \$3.00
27. Wiper Spring Stainless Steel - \$10 each

#### CLUB MERCHANDISE

28. Grille Badge—\$25.00
29. Lapel Badge—\$7.00
30. Club Polo Shirt—\$45.00
31. Club Baseball Caps—\$15.00
32. Club Bucket Hats—\$15.00
33. Club Car Window Sticker—\$5.00
34. R & S Laser-cut Displays—\$75 (Limited Stock)






**Wanted** to buy one Dragway  
7JJ x 14 A51638 22 1 191 These are all the  
numbers on the wheel.  
Just like to have a spare if you can help.  
Please call Colin Money on 0418 696 830.

*For Sale\**

Nothing Currently Listed



# Club Parts For Sale—See Page 20 for Prices





# NSW R & S Valiant Club – Minutes – General Meeting – 1st May 2023

Meeting Opened: 8.08pm chaired by Colin Kenny-Levick, who welcomed everyone to the meeting.

Members Present: Colin Kenny-Levick, Ray Scott, Col Money, Bob Thomsen, Bob Nix, Michael Sidney, David Smith, Charles Dimech & Bev Mullins, Syd Coomes, George Skondrianos, Kostas & Sonia Mihail, Sue Pulo.

Apologies: Paul McCurley, Ray Weeks, Warwick & Jan Nicklin, Peter Morthen, John Pulo.

Minutes 3/4/2023: Minutes of the previous meeting recorded by Sue had been emailed to those present and were accepted on the motion of Col Money, seconded by Bob Nix.

Treasurer's Report: Ray Scott distributed the April 2023 reports to those present, and advised there was total income in April of \$244, being \$30 from new member Robert Oberman and spare parts sales of \$214 from Brian Subkey and no expenses in April. The Treasurer's Report was accepted on the motion of Michael Sidney, seconded by Syd Coomes.

Membership Report: Sue advised that the membership was now 90 plus 6 life members, totaling 96. Bob Oberman from Greta NSW had direct deposited \$30 on 20/4/2023 and she picked up his completed Application for Membership form dated 17/4/2023 from the PO Box on 28/4/2023. She will order a name badge for him and post him a welcome letter, Constitution, and club sticker for his S Series as soon as possible.

Correspondence In: Email from Ray Scott on 4/4/2023 attaching 3rd page of Treasurer's Report for March 2023.

Email from Brian Subkey on 23/4/2023 advising change of postal address to PO Box 113, Avoca Beach, 2251.

Email to Colin K-L from Mark Kunach on 26/4/2023 re sale of his 1998 Toyota Camry Vienta Grande sedan.

Email from Warwick Nicklin on 27/4/2023 with Spare Parts & Merchandise Reports for April 2023.

Application for Membership form from Bob Oberman from Greta, photo of S, direct deposit of \$30.00 on 20/4/2023.

Magazines In: R & S Valiant club of S.A. – March-April 2023 *by email 16/4/2023*

Queensland R & S Valiant club – May-June 2023 *by email 26/4/2023*

Chrysler Restorers' club of Australia – April 2023

Correspondence Out: Nil

Editor's Report: Colin K-L said he had started on the May-June magazine, but won't be able to finish it until next week. Waiting on Mike Barker to finish the ACD poster to go on page 2. Regrets the delay in members receiving this issue.

CMC Report: Michael said he had nothing to report as the next meeting will be held at the end of May. Col Money has 3 unallocated tickets for the Eastern Creek Display Day. This year tickets are \$25 each and the club purchased 20 tickets.

ACD Report: Colin K-L said there was nothing new to report. The advertising flyer being designed by Mike Barker will feature Australian and US muscle cars this year.

Events Report: Bob Thomsen reported on a well-attended run to Umina Beach on Sunday April 23, with 9 cars meeting at McDonalds Thornleigh, then driving to Heatherbrae Pies, followed by lunch at Umina Beach. The next run on May 21 needs to change to a drive to Sutton Forest, with the same meeting place of Uncle Leo's service station at Crossroads near Liverpool. Col Money said the run on November 19 needs to change to November 12 and just include Illawarra Light Rail, not the Museum.

Club Plates: Michael advised there had been 5 renewals in April.

Spare Parts: Col Money thanked Warwick for emailing the summary and report for April. The value of stock as at 30/4/2023 is \$4,734.30. No Merchandise sales in April. 2 sales of Spare Parts in April totalling \$319 including postage. Col advised the club now has plenty of thermostat housings in stock as the items ordered by Kostas Mihail were given to him tonight. He now needs to work out selling prices. Col spoke to Henry Davies in Victoria and was told it had become too difficult to reproduce boot ring moulds, and the V200 badges are out of stock and the previous manufacturer had problems with the dies previously used. He was told that a Victorian person was intending to reproduce push button heaters with modern internal components.

General Business: Col Money is still collecting names of businesses that members have used and were happy with, which may be of interest to other members.

David wondered if Daimler Chrysler vehicles would be accepted for display at future NSW All Chrysler Days.

Kostas advised that the power steering attachment available from PlumKrazy for \$2700 needed a lot of modifications before it could be installed, bringing the total cost to around \$5000. Kostas was happy with the work done by Jason Tilley.

Next Meeting: Monday 5th June 2023 at 8 pm      Meeting Closed: 8.38 pm



## NSW R & S Valiant Club – Minutes – General Meeting – 5th June 2023

Meeting Opened: 8.00 pm chaired by Colin Kenny-Levick, who welcomed everyone to the meeting.

Members Present: Colin Kenny-Levick, Col Money, Bob Thomsen, Bob Nix, Michael Sidney, David Smith, Charles Dimech & Bev Mullins, George Skondrianos, Kostas & Sonia Mihail, Steve Barnes, Syd Coomes, John & Sue Pulo.

Apologies: Paul McCurley, Ray Scott, Warwick & Jan Nicklin, Peter Morthen.

Minutes 1/5/2023: Minutes of the previous meeting recorded by Sue had been emailed to those present and were accepted on the motion of Col Money, seconded by David Smith.

Treasurer's Report: Colin K-L referred to the 3 pages of the May 2023 reports emailed by Ray Scott on 4/6/2023 to Committee members, and advised there was total income in May of \$415, being \$390 for merchandise & spare parts sales and \$25 for Eastern Creek ticket and total expenses in May of \$1,073.94, being \$282.44 for purchase of spare parts, \$500 for postages, \$5.50 for member badge and \$286 for printing May-June 2023 magazines. The Treasurer's Report was accepted on the motion of Col Money, seconded by Bob Thomsen.

Membership Report: Sue advised that the membership was still 90 plus 6 life members, totalling 96.

Correspondence In: Tax Inv 2710 dated 15/5/2023 from Laberton Pty Ltd for \$5.50 for Bob Oberman name badge.

Name badge for Bob Oberman received from Sujata at Laberton Pty Ltd on 17/5/2023.

Tax Inv 36238 dated 25/5/2023 from InPress Printing for \$286.00 for printing May-June 2023 magazine.

Reimbursement request from Sue Pulo on for \$480.00 for 400 stamps @ \$1.20 each purchased for mailing club magazines.

Email from Ray Scott on 29/5/2023 advising payments into appropriate bank accounts of \$5.50, \$286.00, \$480.00.

Letter dated 1/5/23 from Chrysler Restorers Club inviting members to 50th Anniv.lunch 19/11/2023 \$55 per person.

Booklet for 2023 Shannons autumn timed online auction 23-30 May 2023.

Email from Ray Scott on 4/6/2023 sending apology and attaching 3 pages of the Treasurer's Report for May 2023.

Magazines In: R & S Valiant club of Victoria – January-February 2023 and R & S Valiant club of S.A. – March-April 2023

Correspondence Out: Email to Laberton Pty Ltd on 3/5/2023 ordering a new name badge for Bob Oberman.

Welcome letter to Bob Oberman dated 22/5/2023 with name badge, sticker, constitution, March-April magazine.

May-June 2023 club magazines posted to members and other clubs 25-31/5/2023.

Editor's Report: Colin K-L said he had run late with the May-June magazines but hoped that everyone had received a copy by now. He still hadn't received the high res version for page 2 featuring this year's All Chrysler Day. He thanked Syd Coomes and others for articles given to him. He's starting the July-August magazine now and always needs portrait photos of members' cars to feature on the front cover, as well as anything of interest to members.

CMC Report: Michael was unable to attend the CMC Registrar Day on Sunday May 28, but he attended the last CMC meeting and collected the tickets the club purchased for the Eastern Creek Display Day, which he has given to Col Money. He was told run sheets will be available at the next meeting. It was mentioned about 16,500 cars are on "club plates". The CMC is keen to get any original specifications for the installation of seat belts in older cars.

ACD Report: Colin K-L said he was hoping to give the high resolution design from Mike Barker to the ACD Committee very soon. The next meeting is next week on 14 June, then another meeting in September.

Events Report: Bob Thomsen said that the next run is a picnic at Kurnell on 25 June, meeting at 9.30am at McDonalds on Roberts Road, Greenace. The last run on 21 May was to Sutton Forest with 4 members attending. The weather was windy and chilly, but the local hotel served a great lunch. Colin K-L said that the changes for the November run had been published in the May-June magazine and Sue mentioned that Peter had uploaded the updated events calendar on the website.

Club Plates: Michael advised there had been recent renewals and one problem when paperwork was sent incorrectly to Bundaberg. The CMC has asked for feedback about any problems which individual members have had when dealing with Service NSW offices, so they can present any relevant information to management. Michael will be making another change to the club form for members to sign so they also need to indicate that they have valid insurance on their vehicle. Michael will check with CMC if they need to receive a copy of our magazines.

Spare Parts: Col Money thanked Warwick for his help and said he had no new sales in May. He will be doing the annual stocktake at the end of June 2023. He thanked David Smith for sourcing 10 radiator caps and said David needs to be reimbursed for about \$170. Victorian club still has problems with V200 badges.

General Business: Queensland club are looking for pitman arms to get reconditioned.

Members should be very cautious and not click on links as there are lots of email scams happening.

Sue would like a decision at the July meeting on what the membership renewal amount due 1 Sept should be.

Next Meeting: Monday 3rd July 2023 at 8 pm      Meeting Closed: 8.49 pm





# valiantparts.com.au

your personal online wrecking yard

comprehensive range of new parts  
30 year collection of salvaged parts  
parts posted worldwide at cost  
currently wrecking SV1, AP5, AP6, VC,  
VEx2, VF, VG wagon, VJ wagon, CM

043VALIANT